



/

.....

.....

.....(Environment Component Index) :

.....(Readiness Component Index) :

.....(Usage Component Index) :

..... /

:

.....

.....(-) (-)

(/)

..... (/)

.....



:

:(Hard Variables) -

:(Soft Variables) -

- () -

(Networked Readiness Index (NRI))

:

(NRI) -

:

(NRI)

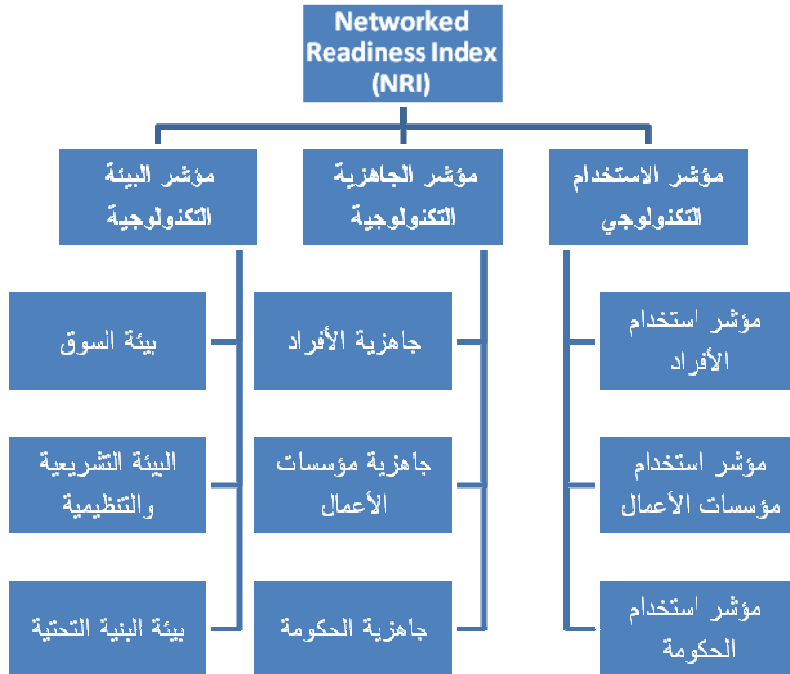
(Environment Component Index) •

(Readiness Component Index) •

(Usage Component Index) •

.Networked Readiness Index (NRI)

:(١)



(Environment Component Index)

:

:

:(Market Environment Sub index)

-

:(Political and Regulatory Environment Sub index)

-

:(Infrastructure Environment Sub index) -

(Readiness Component Index) :

:

:(Individual Readiness Sub index) -

:(Business Readiness Sub index) -

- -

:(Government Readiness Sub index) -

(Usage Component Index) :

:(Individual Usage Sub index) -

:(Business Usage Sub index) -

:(Government Usage Sub index) -

/

(NRI)

:()

Networked Readiness Index 200^v-200[^] (Top Ten)				
Economy	Rank 200^v-0[^]	Rank 2006-07	Change	
Denmark	1	1	-	→
Sweden	2	2	-	→
Switzerland	3	5	+2	↗
United States	4	7	+3	↗
Singapore	5	3	-2	↘
Finland	6	4	-2	↘
Netherlands	7	6	-1	↘
Iceland	8	8	-	→
Republic of Korea	9	19	+10	↗
Norway	10	10	-	→

() ()

() ()

() ()

() ()

() ()

() ()

() ()

() ()

.(NRI)

:()


							(NRI)

:

(NRI)

:()

						(NRI)
٤٥	٦٣	٥٢	٢٩	٣٢		
٥٠	٧٧	٥٤	٢٩	٣٦		
٤٩	٦٣	٤٦	٢٨	٣٩		
٣٣	٥٧	*	٢٣	*		



:

:

:

.

() () () ()

:

() () :

() () (/)

() ()

() ()

()

(/)

() () :

:

.

()

()

.

() () :

:

.

(/) () ()

() ()

() ()

(/)

()

:

() () () ()

() () ()

.(/) () ()

() () :

() () (/)

:

() ()

.(/)

() () :

() ()

() () () () () (/)

() () () () (/)

$$\frac{(\quad)(\quad)}{(\quad/ \quad)} : \frac{(\quad)(\quad)}{(\quad)(\quad)}$$

$$:$$

$$(\quad) \quad (\quad) \quad \frac{(\quad/ \quad)}{(\quad)}$$

$$(\quad) \quad (\quad) \quad \frac{(\quad/ \quad)}{(\quad)}$$

$$\frac{(\quad/ \quad)}{(\quad)} \quad (\quad) \quad (\quad)$$

$$:$$

$$\frac{(\quad)(\quad)(\quad)}{(\quad)} \quad (\quad)(\quad)(\quad) \quad (\quad)$$

$$\frac{(\quad)(\quad)}{(\quad)(\quad)} \quad \frac{(\quad)(\quad)}{(\quad)(\quad)}$$

$$\frac{(\quad)(\quad)(\quad)}{(\quad)} \quad \frac{(\quad)(\quad)(\quad)}{(\quad)(\quad)(\quad)} \quad \frac{(\quad)(\quad)}{(\quad/ \quad)}$$

$$\frac{(\quad)(\quad)}{(\quad/ \quad)} \quad (\quad) \quad (\quad)$$

$$:$$

$$\frac{(\quad)(\quad)}{(\quad/ \quad)} \quad (\quad) \quad (\quad)$$

$$:$$

.(/) () () -
 .(/) () () -
 () () :
 : (/) () .
 () () -
 .(/) () () -
 () () -
 .(/) () ()

(/) (/)

(/) (/) ()

(/)

(/) (/) : ()

	(-)	(-)	(-)	(-)	
4	61%	49	57%	52	
9	57%	54	48%	63	
2	70%	38	68%	39	
6	55%	57	49%	62	
11	59%	52	48%	64	
1	57%	55	56%	54	
9	39%	77	30%	85	
22	73%	34	51%	60	
11	63%	47	52%	59	
19	50%	63	31%	84	
3	69%	39	66%	41	
21	71%	36	50%	61	

(/)

()

(/)

¹ تحتسب المرتبة النسبية كالاتي: المرتبة النسبية = 100% - (المرتبة في التقرير / عدد الدول المشاركة).

(%) (%) (/) (%) (%)
.(/)
:

(-)

(-)

(-)

مؤشر استخدام الحكومة التكنولوجي:

(/)

()
()

()

.(-)

:

()

(/) (%) (%) (%)

. (%) (%) (%) (/)

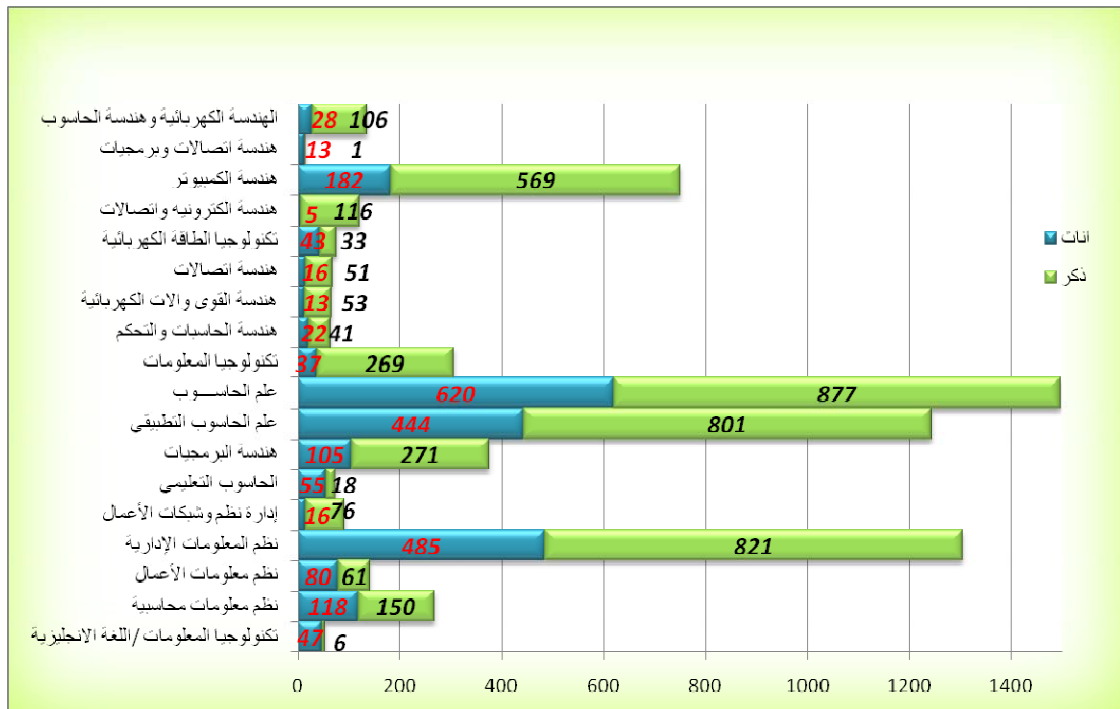
:

:

(-)

()

:()



% (/)

%

:

(%) (%)

(%) (%) (/)

()

(/)

:

() ()

() ()

:

() (/)

()

(/)

() (48,622) ()

()

(88,318)

%

:

()

(/) (%) (%)
. (%) (%) (/)

:

() () () ()

() (/)

() (/)

.() () (.)

:

.(% %)

(% .)

(/)

(/)

(/) (/)

()

(/)

.(/)

:()

	(-)
88%	
84%	
83%	
81%	
80%	
80%	
80%	
79%	
78%	
75%	

(/)

()

(/)

:()

	(-)
88%	
86%	
85%	
83%	
83%	
82%	
82%	
81%	
80%	
79%	

(/)

(/)

. ()

(/)

:()

.(/)

2	2007-2008(127)	86%	
	2006-2007(122)	84%	
0	2007-2008(127)	83%	
	2006-2007(122)	83%	
8	2007-2008(127)	83%	
	2006-2007(122)	75%	
2	2007-2008(127)	82%	
	2006-2007(122)	80%	
4	2007-2008(127)	82%	
	2006-2007(122)	78%	
-1	2007-2008(127)	80%	
	2006-2007(122)	81%	
-1	2007-2008(127)	79%	
	2006-2007(122)	80%	

(/) %

% (/)

(/) %

(/) %

(/)
.(/)

()

.(/)

:()

	(-)
33%	
32%	
31%	
31%	
30%	
28%	
25%	
23%	
19%	
6%	

(/)

.(/)

()

(/)

.()

.(/)

:()

	(-)
36%	
35%	
35%	
34%	
31%	
30%	
29%	
26%	
20%	
9%	

(/) (/)

(/) (/)

%

.()

(/)

:()

.(/)

2	2007-2008(127)	28%	
	2006-2007(122)	26%	
-5	2007-2008(127)	20%	
	2006-2007(122)	25%	
3	2007-2008(127)	9%	
	2006-2007(122)	6%	

"

"

"

"

(/) (/)

(686,063,063) ()

() (925,687)

(578,554,379) ()

. (6,733,518)



- () () () •

() ()

(/) (/)

(/)

() () •

(/) (/) (/)

(/) (/) (/) (/)

(/) (/)

(/) (/)

() () () () •

(/) (/)

() () () •

(/) (/) (/) (/) •

(/) (/)

•